

# Dosing the plant protection product


## Liquid plant protection product.

Pour the plant protection product into a measure



**a**


Load the amount of phytosanitary product indicated (2 ml/Ynject – 3,5 ml Ynject Mini) in the syringe from the measure



**b**

Insert the contents of the syringe into the Ynject unit through the hole in the top of the bottle.

Having inserted the plant protection product, shake Ynject to mix the product well.




**c**

## Powder plant protection product.


Before inserting the correct amount of plant protection product in each device, the powder should be dissolved in water, following the indications given below:

Dilute the insecticide powder in water (10ml of water every 2 g of product) and mix with a rod or spoon.



**a**


Load 10 ml of the insecticide mixture into the syringe.



**b**

Insert the contents of the syringe into the Ynject unit through the hole in the top of the bottle.

Having inserted the plant protection product, shake Ynject to mix the product well.



**c**

### How to dissolve the **powder plant protection product**:

YNJECT UNIT	INSECTICIDE POWDER	TOTAL VOLUME
1	2 g	10 ml